


Top 6 ways to reach students at home




1. Make joining class always accessible.

Students are sick, or out of town? Let a them join class virtually through Webex. Then you don't have to plan any make-up work!



3. Create student working groups

Bring collaboration home by starting Webex Spaces for student groups, so they can work together and help each other, in a place you can see.



2. Post homework reminders and announcements.

Share any deadlines or updates in your classroom Webex Space.

4. Record lessons to distribute.

Having a Webex meeting on during your classroom allows the day to be saved for later and shared with whoever needs it.


5. Allow for questions when they need it.

Because students will share when they're stuck, you'll know when help is needed. And sometimes, they help each other.



6. Have an inspiration Space - share quotes and video's.

Have some fun and keep students engaged. Use a separate Webex Space from class updates to allow your class to share where they're seen classroom topics come alive in real life, kudos, and more.

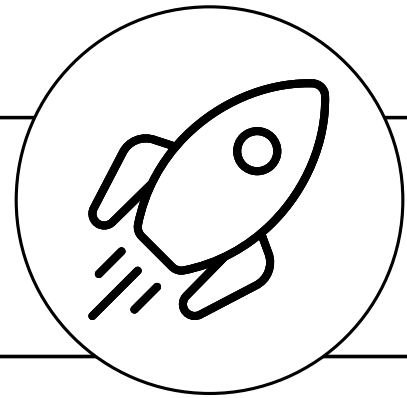


Give Webex a try today, to get more connected with remote students!

Powered by

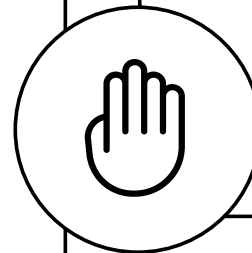
Cisco Webex

Top 6 ways to bring your students out of the classroom while staying in the classroom



1. Take a virtual field trip.

Save the travel budget but let your students see a whole new world. Get a tour over video of a zoo, museum, or national monument.




2. Bring in experts to the class for Q&A.

Invite a specialist to join your class virtually. Student learning improves with variety.



4. Invite parent guest speakers at their places of work.

Don't forget that parents are cool too. Ask them to virtually give you a tour of their different types of careers over Webex.



5. Attend university tours or lecture.

Let your students virtually attend what their future classroom might look like!



6. Have an inspiration Space - share quotes and videos.

Have some fun and keep students engaged. Use a separate Webex Space from class updates to allow your class to share where they're seen classroom topics come alive in real life, kudos, and more.

Give Webex a try today, to get more connected around the world!

Powered by

Cisco Webex